

## Stand Activity Summary for Forest Municipal BOE

**Filters Applied:** County: Scott  
 Client Class: School Trust Land  
 District: South Central District  
 Client: Forest Municipal BOE  
 STR:  
 Activity:  
 Year: 2012 Through 2021

STR	Strata	Stand	Activity	Acre	Est. Cost	Est. Revenue
<b>2012</b>						
16 5N 8E	13	6	Harvest, Mechanical, 2nd Thin, Machine, Loblolly	28	\$2,100.00	\$22,491.56
<b>Yearly Totals</b>				28	\$2,100.00	\$22,491.56
<b>2013</b>						
16 7N 8E	16	18	Harvest, Mechanical, 1st Thin, Machine, Loblolly	43	\$1,505.00	\$11,059.60
<b>Yearly Totals</b>				43	\$1,505.00	\$11,059.60
<b>2014</b>						
16 5N 8E	12	1	Harvest, Mechanical, Thin, Machine, Loblolly	20	\$715.40	\$5,257.17
16 5N 8E	12	2	Harvest, Mechanical, Thin, Machine, Loblolly	15	\$524.65	\$3,855.43
16 5N 8E	12	3	Harvest, Mechanical, Thin, Machine, Loblolly	29	\$1,009.05	\$7,415.08
16 5N 8E	12	10	Harvest, Mechanical, Thin, Machine, Loblolly	7	\$234.15	\$1,720.67
16 7N 8E	16	18	Fire Protection, Other, Burn, Hand, Fuel Reduction	43	\$1,076.00	\$0.00
<b>Yearly Totals</b>				114	\$3,559.25	\$18,248.34
<b>2016</b>						
16 7N 8E	12	9	Harvest, Mechanical, 1st Thin, Machine, Loblolly	19	\$665.00	\$4,886.80
16 7N 8E	12	11	Harvest, Mechanical, 1st Thin, Machine, Loblolly	17	\$596.05	\$4,380.12
<b>Yearly Totals</b>				36	\$1,261.05	\$9,266.92
<b>2020</b>						
16 5N 8E	13	6	Harvest, Mechanical, Final, Machine, Loblolly	40	\$1,400.00	\$75,137.60

STR	Strata	Stand	Activity	Acre	Est. Cost	Est. Revenue	
16 7N 8E	16	18	Harvest, Mechanical, 2nd Thin, Machine, Loblolly	43	\$1,505.00	\$15,423.24	
				Yearly Totals	83	\$2,905.00	\$90,560.84
				<b>Grand Totals</b>	<b>304</b>	<b>\$11,330.30</b>	<b>\$151,627.26</b>

## Stand Activity Summary for Forest Municipal BOE

**Filters Applied:** County: Scott  
 Client Class: School Trust Land  
 District: South Central District  
 Client: Forest Municipal BOE  
 STR:  
 Activity: Harvest  
 Year: 2012 Through 2021

STR	Strata	Stand	Activity	Acre	Est. Cost	Est. Revenue
<b>2012</b>						
16 5N 8E	13	6	Harvest, Mechanical, 2nd Thin, Machine, Loblolly	28	\$2,100.00	\$22,491.56
<b>Yearly Totals</b>				28	\$2,100.00	\$22,491.56
<b>2013</b>						
16 7N 8E	16	18	Harvest, Mechanical, 1st Thin, Machine, Loblolly	43	\$1,505.00	\$11,059.60
<b>Yearly Totals</b>				43	\$1,505.00	\$11,059.60
<b>2014</b>						
16 5N 8E	12	1	Harvest, Mechanical, Thin, Machine, Loblolly	20	\$715.40	\$5,257.17
16 5N 8E	12	2	Harvest, Mechanical, Thin, Machine, Loblolly	15	\$524.65	\$3,855.43
16 5N 8E	12	3	Harvest, Mechanical, Thin, Machine, Loblolly	29	\$1,009.05	\$7,415.08
16 5N 8E	12	10	Harvest, Mechanical, Thin, Machine, Loblolly	7	\$234.15	\$1,720.67
<b>Yearly Totals</b>				71	\$2,483.25	\$18,248.34
<b>2016</b>						
16 7N 8E	12	9	Harvest, Mechanical, 1st Thin, Machine, Loblolly	19	\$665.00	\$4,886.80
16 7N 8E	12	11	Harvest, Mechanical, 1st Thin, Machine, Loblolly	17	\$596.05	\$4,380.12
<b>Yearly Totals</b>				36	\$1,261.05	\$9,266.92
<b>2020</b>						
16 5N 8E	13	6	Harvest, Mechanical, Final, Machine, Loblolly	40	\$1,400.00	\$75,137.60
16 7N 8E	16	18	Harvest, Mechanical, 2nd Thin, Machine, Loblolly	43	\$1,505.00	\$15,423.24
<b>Yearly Totals</b>				83	\$2,905.00	\$90,560.84

STR	Strata	Stand	Activity	Acre	Est. Cost	Est. Revenue
<b>Grand Totals</b>				<b>261</b>	<b>\$10,254.30</b>	<b>\$151,627.26</b>

# Property Activities Report

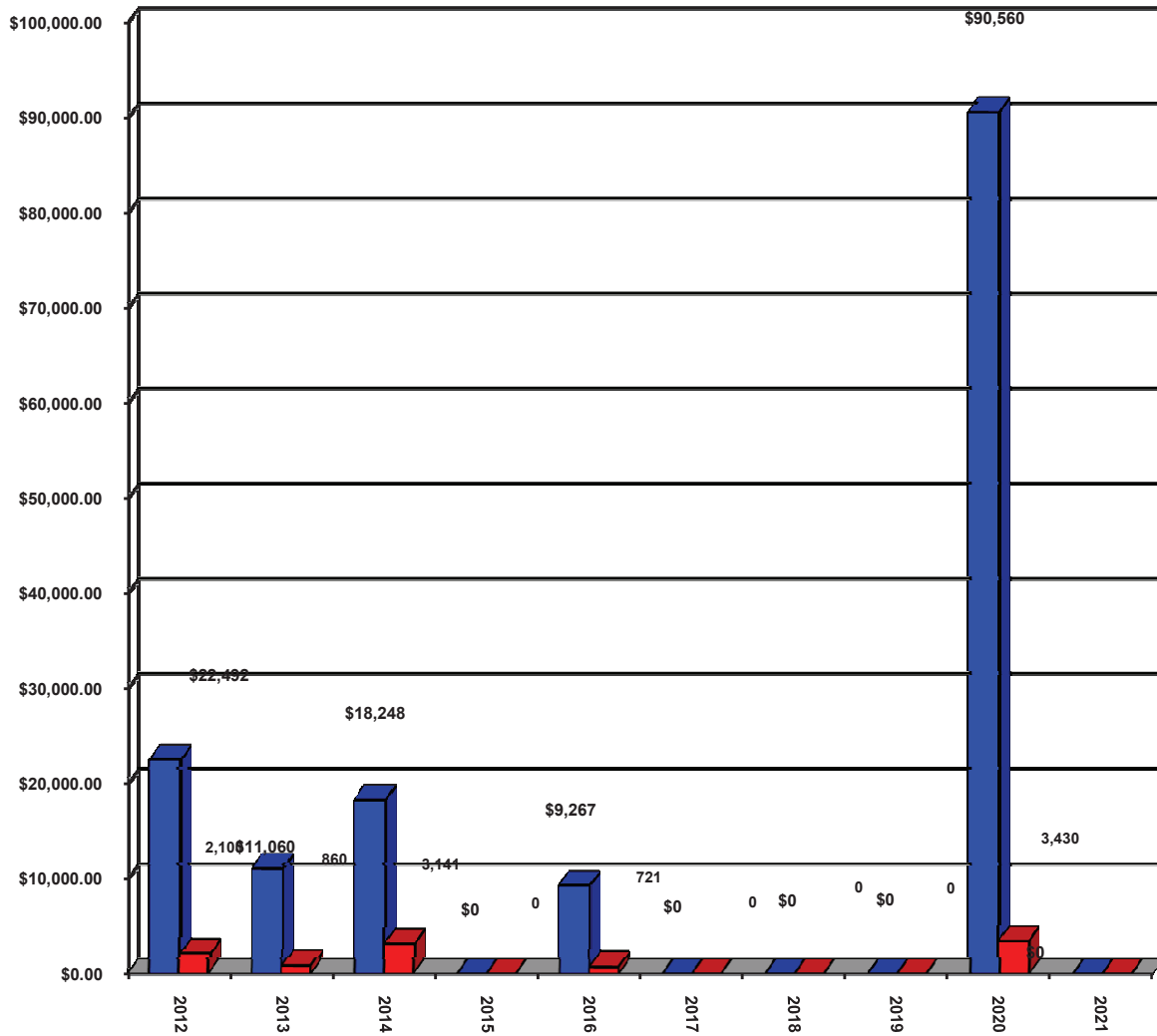
**Filters Applied:** County: Scott  
 Client Class: School Trust Land  
 District: South Central District  
 Client: Forest Municipal BOE  
 STR:  
 Year: 2012 Through 2021

Client Name	Plan Year	STR	Act. Name	Method	Practice	Application	Est. Cost	Act. Object	Est. Miles
<b>Forest Municipal BOE</b>									
<b>2012</b>									
<b>16 5N 8E</b>									
Property Activities									
				Maintain	Paint	Hand	\$884.93	Property Boundary	4.19
							Totals	\$884.93	4.19
							Summary for 'PlanYear' = 2012		
							Totals	\$884.93	4.19
<b>2013</b>									
<b>16 7N 8E</b>									
Property Activities									
				Maintain	Paint	Hand	\$1,092.18	Property Boundary	4.048
							Totals	\$1,092.18	4.048
							Summary for 'PlanYear' = 2013		
							Totals	\$1,092.18	4.048
<b>2016</b>									
<b>16 5N 8E</b>									
Property Activities									
				Maintain	Paint	Hand	\$1,130.50	Property Boundary	4.19
							Totals	\$1,130.50	4.19
							Summary for 'PlanYear' = 2016		
							Totals	\$1,130.50	4.19
<b>2017</b>									

Client Name	Plan Year	STR	Act. Name	Method	Practice	Application	Est. Cost	Act. Object	Est. Miles
		<b>16 7N 8E</b>							
			Property Activities						
				Maintain	Paint	Hand	\$1,092.18	Property Boundary	4.048
						Totals	\$1,092.18		4.048
								Summary for 'PlanYear' = 2017	
						Totals	\$1,092.18		4.048
	<b>2020</b>								
		<b>16 5N 8E</b>							
			Property Activities						
				Establish	Survey	Hand	\$884.93	Property Boundary	4.19
						Totals	\$884.93		4.19
								Summary for 'PlanYear' = 2020	
						Totals	\$884.93		4.19
	<b>2021</b>								
		<b>16 7N 8E</b>							
			Property Activities						
				Maintain	Paint	Hand	\$1,092.18	Property Boundary	4.048
						Totals	\$1,092.18		4.048
								Summary for 'PlanYear' = 2021	
						Totals	\$1,092.18		4.048
								<b>Summary for Forest Municipal BOE</b>	
						Totals	<b>\$6,176.90</b>		<b>24.714</b>
<b>Grand Totals</b>							<b>\$6,176.90</b>		<b>24.714</b>

# FOREST MUNICIPAL REVENUE – EXPENSES

2012 - 2021



■ REVENUE  
■ EXPENSE

These are estimated Revenue and Expenses

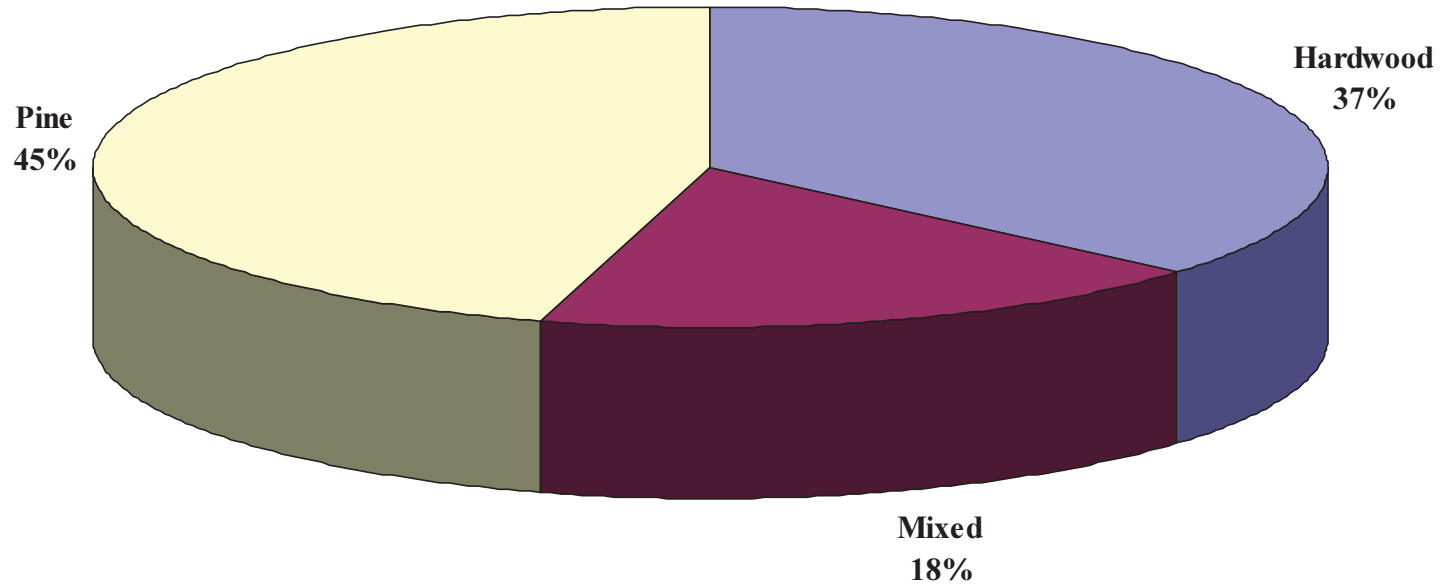
**Filters Applied:**

County: Scott  
Client Class: School Trust Land

District: South Central District  
Client: Forest Municipal BOE

STR:

### Broad Cover Type Distribution





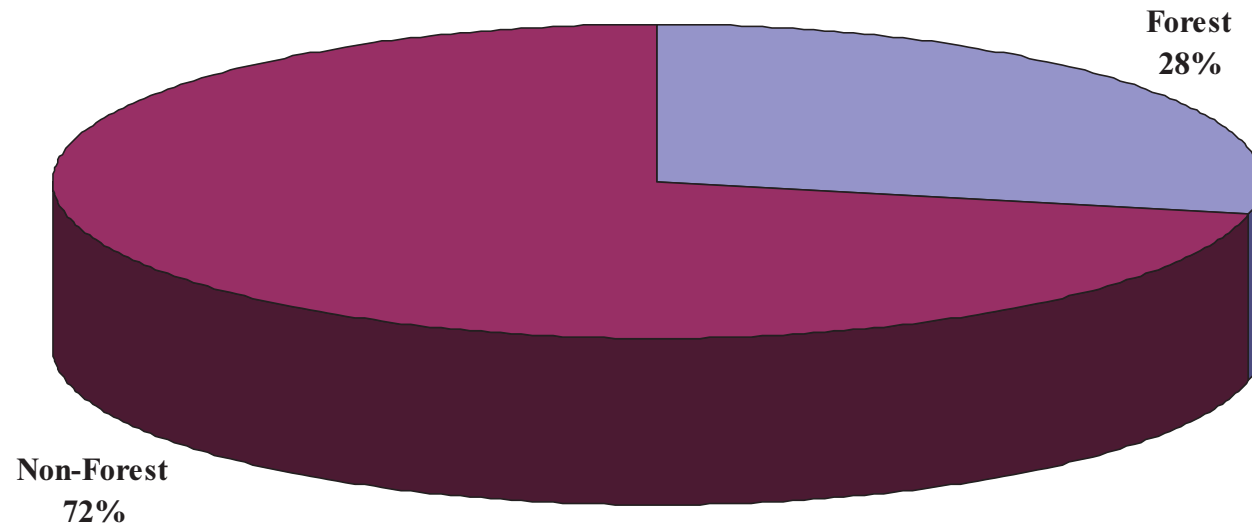
**Filters Applied:**

County: Scott  
Client Class: School Trust Land

District: South Central District  
Client: Forest Municipal BOE

STR:

### Land Use Distribution



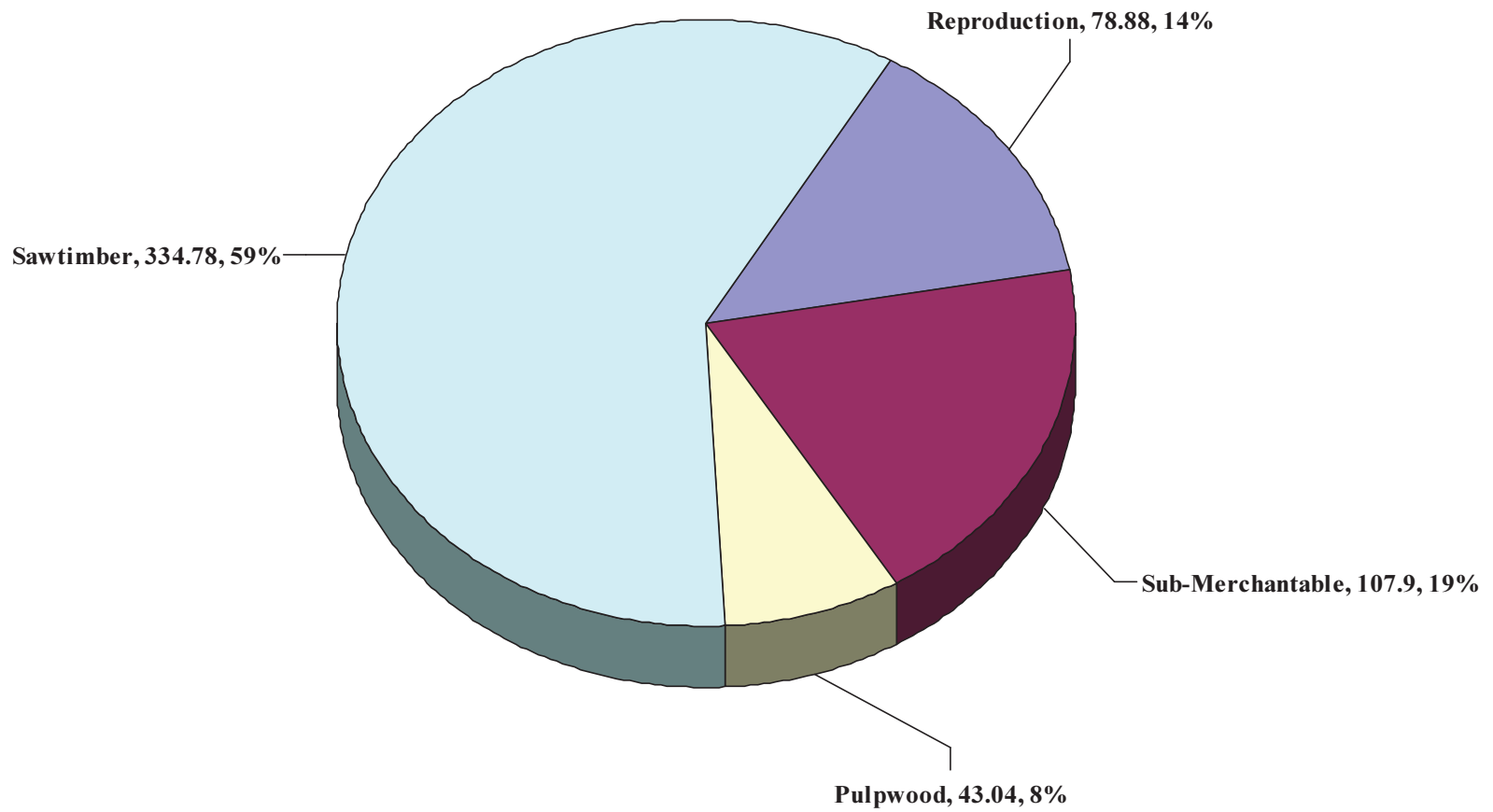
**Filters Applied:**

County: Scott  
Client Class: School Trust Land

District: South Central District  
Client: Forest Municipal BOE

STR:

### Forested Stands Class Distribution by Acres



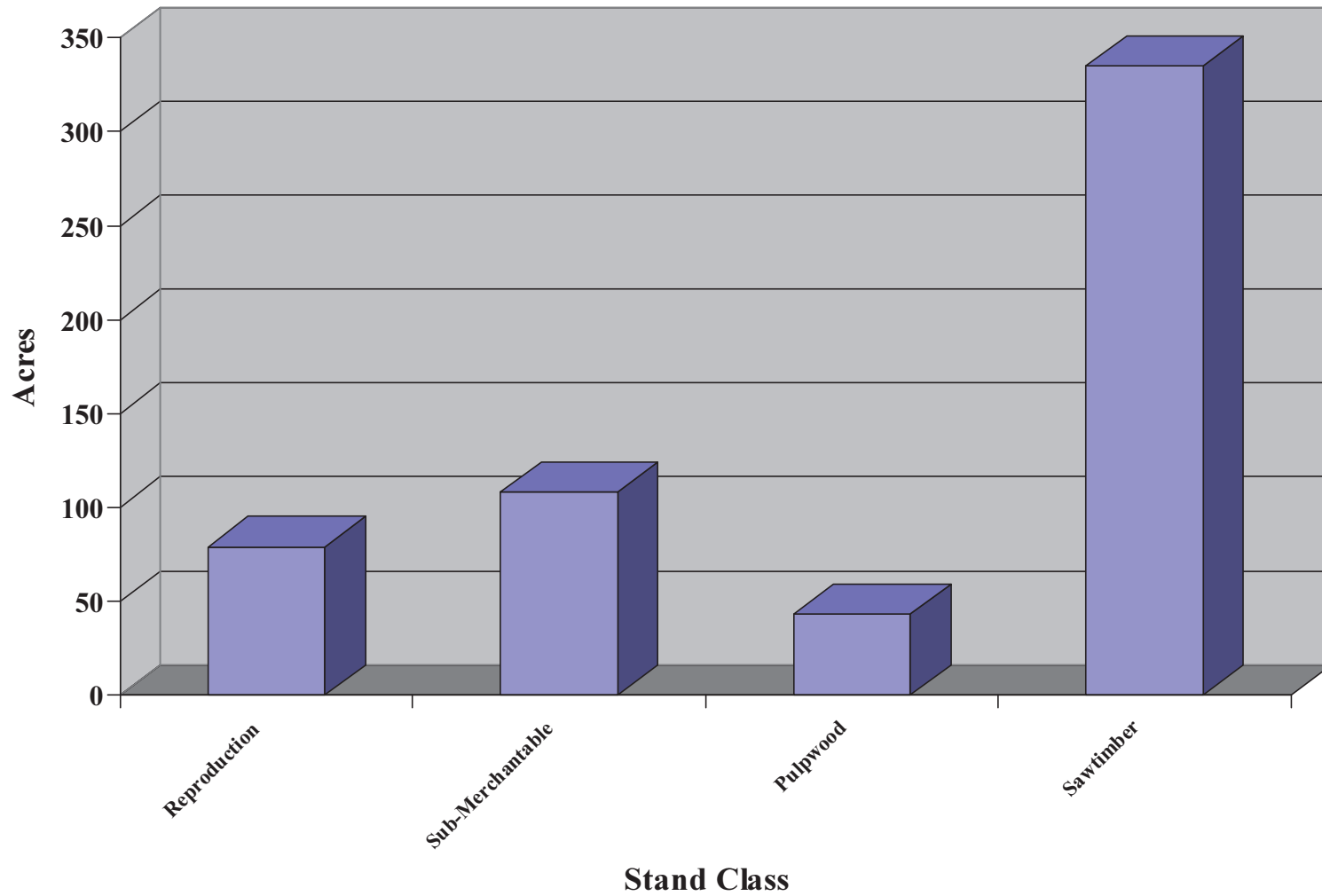
**Filters Applied:** County: Scott  
District: South Central District

Client: Forest Municipal BOE  
STR:

Broad Cover Type:  
Client Class: School Trust Land

Stand Age: Through

### Forested Stands Graph



**Filters Applied:** County: Scott  
District: South Central District

Client: Forest Municipal BOE  
STR:

Broad Cover Type:  
Client Class: School Trust Land

Stand Age: Through

### Age Distribution Graph

